



TEB
Q1'21



TEB
BNP PARIBAS ORTAKLIĞI

Summary Balance Sheet

TÜRK EKONOMİ BANKASI A.Ş.
Consolidated (in Mn TL)

	31.12.2020	31.03.2021	YtD Chg
Cash & Cash Equivalents	29,802	27,282	-8%
Marketable Securities	22,806	21,018	-8%
Loans (net) ^(*)	81,201	81,205	0%
Other Assets	8,921	8,637	-3%
Total Assets	142,730	138,142	-3%
Deposit	93,742	92,353	-1%
Funds Borrowed	11,911	13,171	11%
Securities Issued	4,811	2,991	-38%
Repo	6,734	2,189	-67%
Subordinated Debt	4,195	4,594	10%
Other Liabilities	9,647	10,544	9%
Shareholders Equity	11,690	12,300	5%
Liab.&Shr.Equity	142,730	138,142	-3%

^(*) including Factoring Receivables



TEB
BNP PARIBAS ORTAKLIĞI

Summary Income Statement

TÜRK EKONOMİ BANKASI A.Ş.

Consolidated (in Mn TL, cumulative)

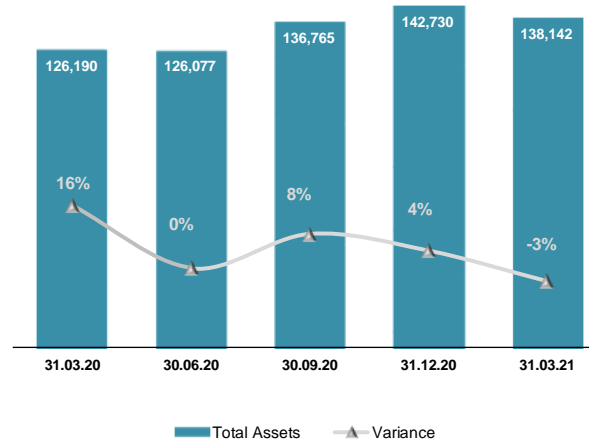
	31.03.2020	31.03.2021
Net Interest Income	1,530	1,594
Gains/Losses From Derivatives and FX position	-264	-546
Securities Trading Gain/ Loss	-105	15
Net Fee&Commissions	444	352
Other Income	25	63
Net Banking Income	1,629	1,480
Cost of Risk	-262	-25
Net Operating Income	1,367	1,455
Other Operating Expense	-459	-522
Personnel Expenses	-409	-454
Other Provisions	28	-1
Dividend Income	0	2
Tax Provisions	-136	-102
Net Profit	392	378



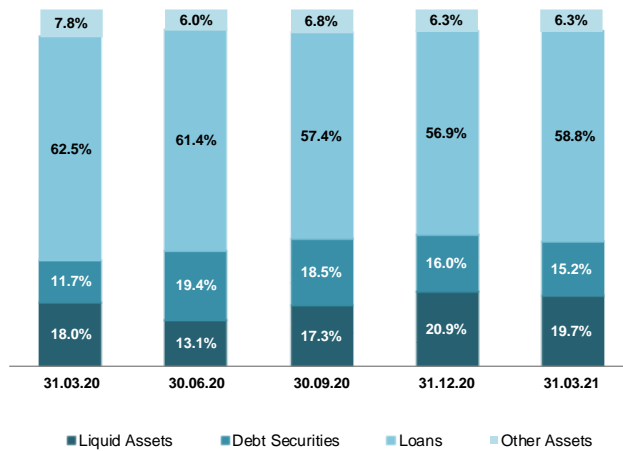
TEB
BNP PARIBAS ORTAKLIĞI

Asset and Liability Composition

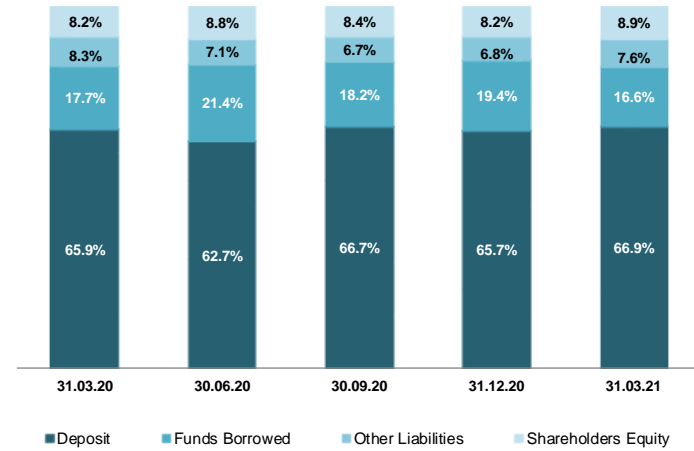
Balance Sheet Growth



Asset Compositions



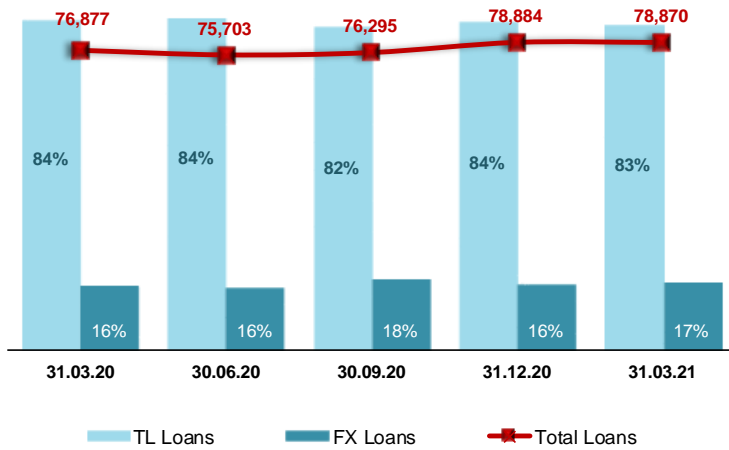
Liability Compositions



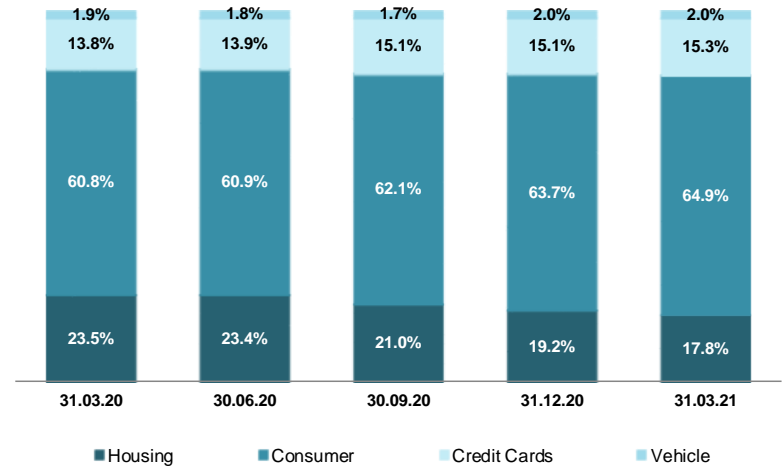
TEB
BNP PARIBAS ORTAKLIĞI

A Closer Look into Loans

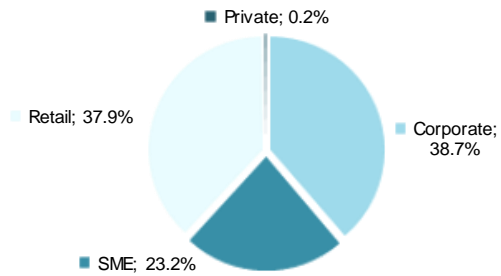
Loan Compositions



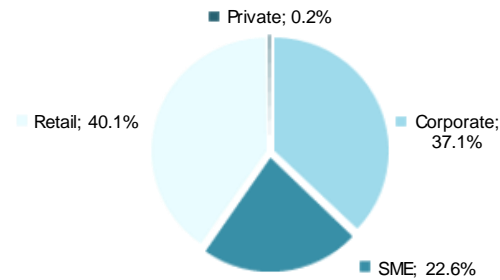
Breakdown of Retail Loans



Performing Loans - Dec'20

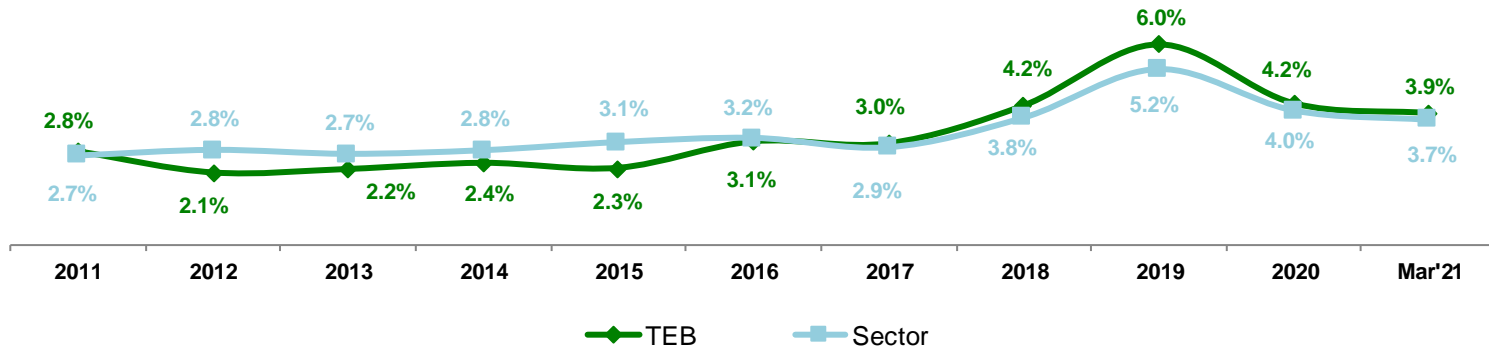


Performing Loans - Mar'21

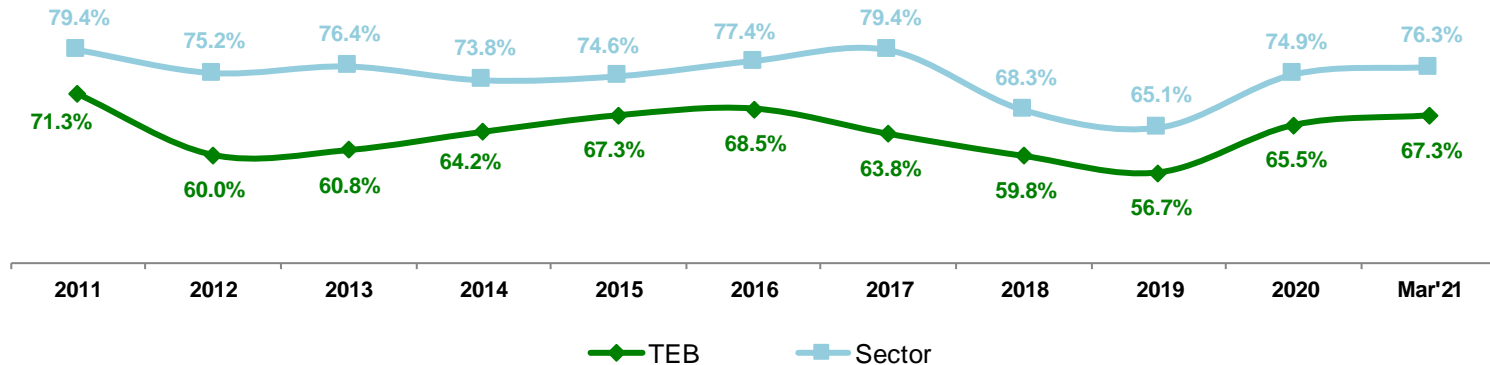


NPL and Coverage Ratios

NPL Ratio

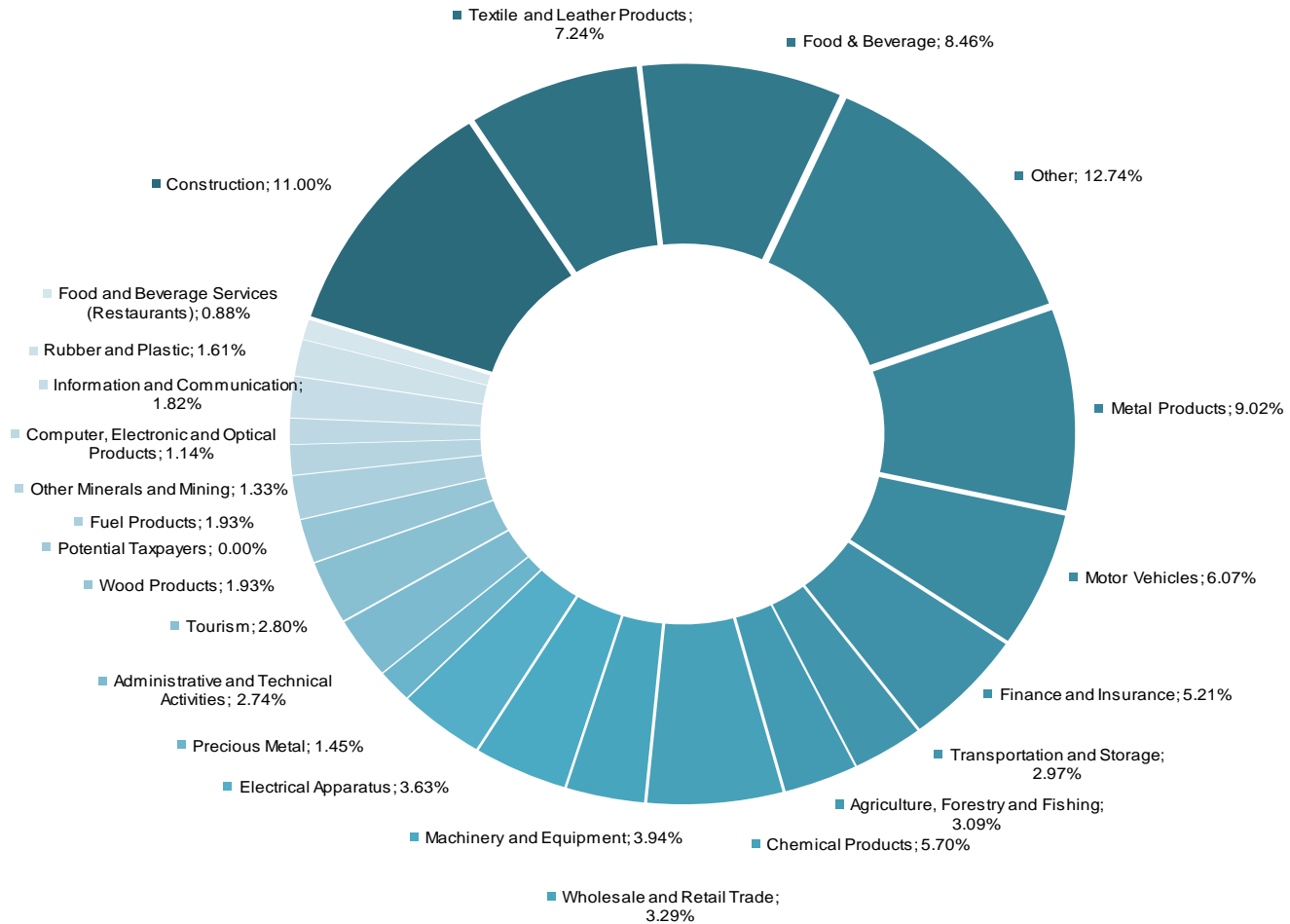


Coverage Ratio



TEB
BNP PARIBAS ORTAKLIĞI

Sectoral Breakdown of Loan Portfolio(*)



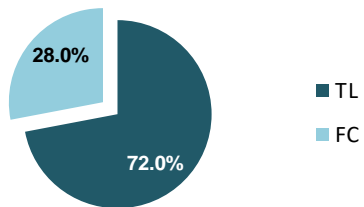
(*) incl. non-cash loans, excl. retail loans



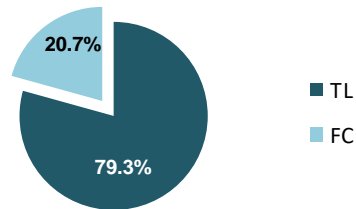
Composition of Debt Securities

Total Securities Compositions

2020 Q4

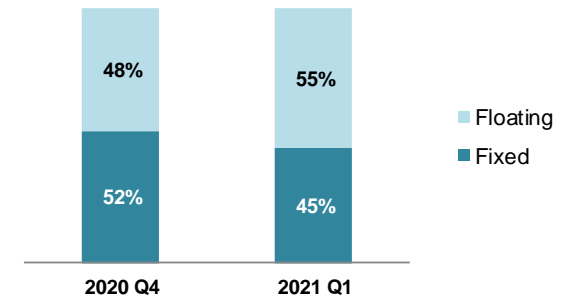


2021 Q1

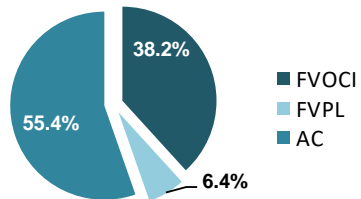


Interest Rate Compositions

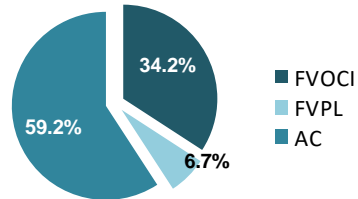
Total Securities



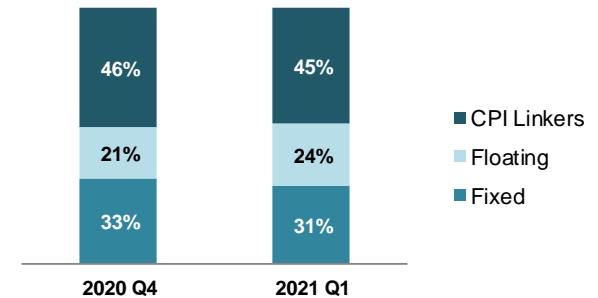
2020 Q4



2021 Q1



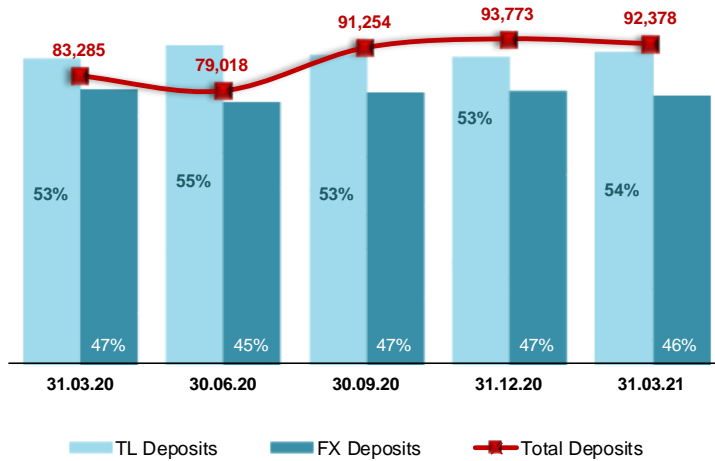
TL Portfolio



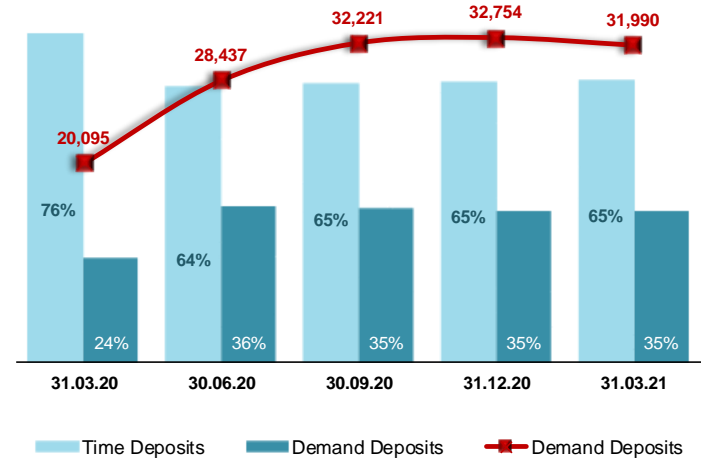
TEB
BNP PARIBAS ORTAKLIĞI

A Closer Look into Deposits

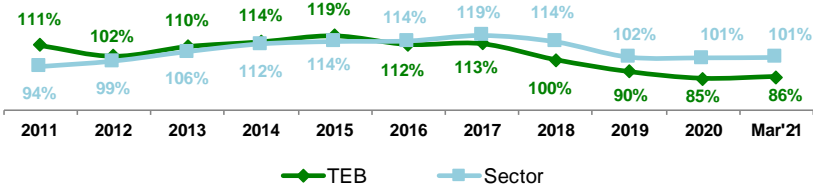
TL/FX Deposit Compositions



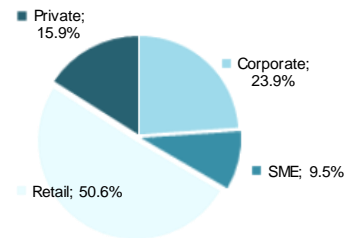
Time/Demand Deposit Compositions



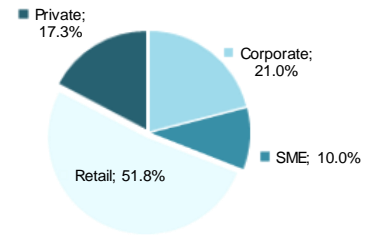
Loan / Deposit Ratio



Total Deposits - Dec'20



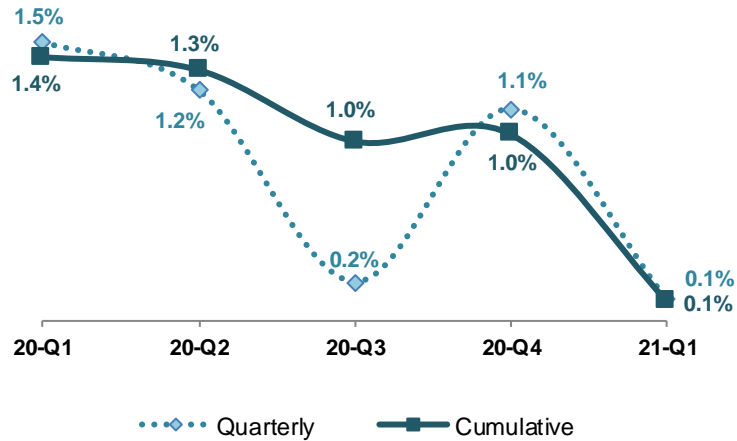
Total Deposits - Mar'21



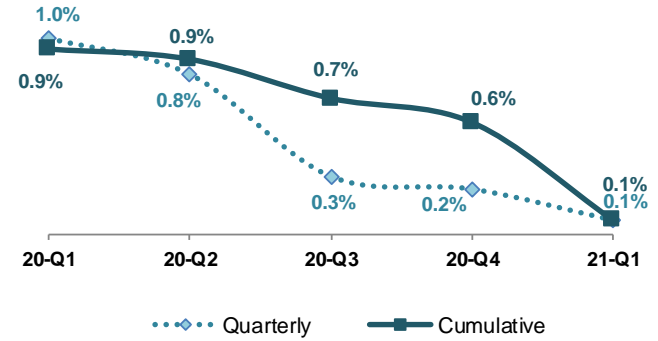
TEB
BNP PARIBAS ORTAKLIĞI

Evolution of Cost of Risk

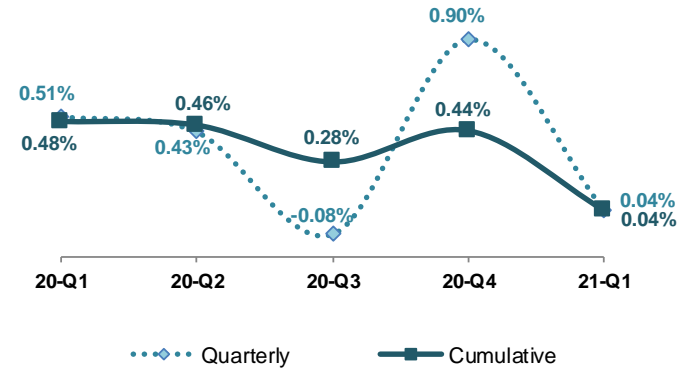
Cost of Risk



Cost of Risk (Stage 3)



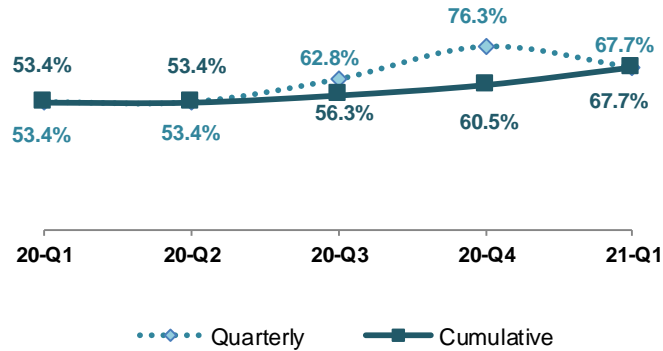
Cost of Risk (Stage 1 & 2)



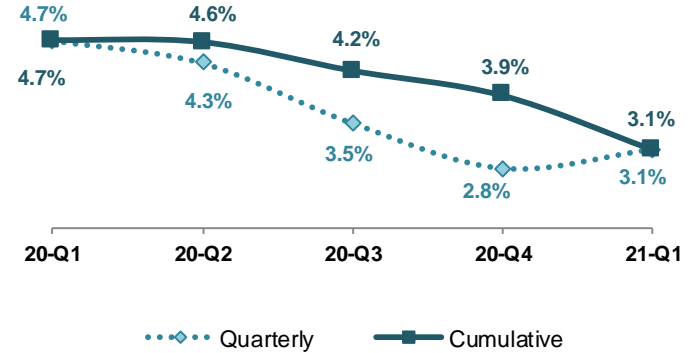
TEB
BNP PARIBAS ORTAKLIĞI

Other Significant Ratios

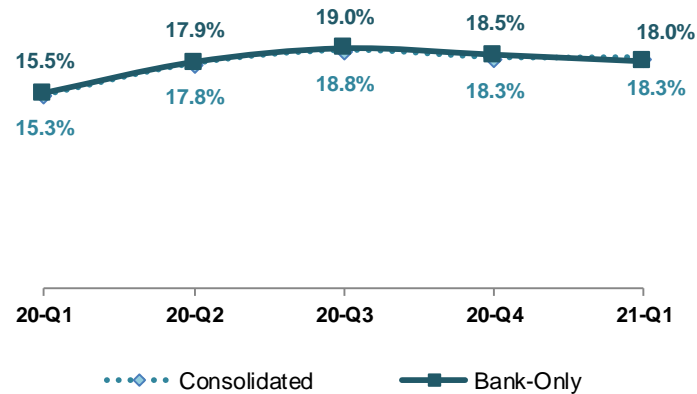
Cost / Income Ratio



Net Interest Margin



Comfortable CAR supporting growth



APPENDIX



Summary Balance Sheet

TÜRK EKONOMİ BANKASI A.Ş.
Bank only (in Mn TL)

	31.12.2020	31.03.2021	YtD Chg
Cash & Cash Equivalents	29,641	27,186	-8%
Marketable Securities	22,608	20,810	-8%
Loans (net)	78,884	78,870	0%
Other Assets	8,914	8,857	-1%
Total Assets	140,048	135,724	-3%
Deposit	93,773	92,378	-1%
Funds Borrowed	9,748	11,157	14%
Securities Issued	4,811	2,991	-38%
Repo	6,548	2,178	-67%
Subordinated Debt	4,195	4,594	10%
Other Liabilities	9,563	10,439	9%
Shareholders Equity	11,410	11,986	5%
Liab.&Shr.Equity	140,048	135,724	-3%



TEB
BNP PARIBAS ORTAKLIĞI

Summary Income Statement

TÜRK EKONOMİ BANKASI A.Ş.
Bank only (in Mn TL, cumulative)

	31.03.2020	31.03.2021
Net Interest Income	1,506	1,553
Gains/Losses From Derivatives and FX position	-265	-547
Securities Trading Gain/ Loss	-105	15
Net Fee&Commissions	409	301
Other Income	25	65
Net Banking Income	1,569	1,387
Cost of Risk	-262	-22
Net Operating Income	1,307	1,364
Other Operating Expense	-449	-509
Personnel Expenses	-389	-430
Other Provisions	28	-1
Dividend Income	28	5
Tax Provisions	-129	-90
Net Profit	396	339



TEB
BNP PARIBAS ORTAKLIĞI

Ratings of TEB

FITCH (February 26, 2021)

	Rating	Outlook
Long-Term FC Issuer Default Rating	B+	Stable
Short-Term FC Issuer Default Rating	B	-
Long-Term LC Issuer Default Rating	BB-	Stable
Short-Term LC Issuer Default Rating	B	-
Viability Rating	b+	-
National Long-Term Rating	AA (tur)	Stable
Bank Support Rating	4	-

MOODY'S (December 10, 2020)

	Rating	Outlook
Long Term FC Bank Deposits	B2	Negative
Short Term FC Bank Deposits	NP	-
Long Term LC Bank Deposits	B1	Negative
Short Term LC Bank Deposits	NP	-
Baseline Credit Assessment	b3	-
Adjusted Baseline Credit Assessment	b1	-
Long Term FC Counterparty Risk	B2	



A Major Player of the Turkish Financial Services Market

BNPP Cardif Insurance

- ▶ A major global player for personal insurance
- ▶ Turkish operations fully owned by BNP ParibasCardif (S&P A-rated), 100% subsidiary of BNP Paribas
- ▶ %4.2 market share in Turkey in protection insurance & pension as of 1Q 2021

TEB Factoring

- ▶ Established in 1997, is one of the pioneers of factoring sector in Turkey. 6.8% market share as of 1Q 2021

TEB Cetelem

- ▶ Consumer finance company in Turkey with 5.6% market share as of 1Q 2021

TEB

- ▶ Full range of banking services

TEB Investment

21th largest brokerage & investment house of Turkey with 1.6% market share at Borsa İstanbul Equity Market as of 1Q 2021 and 11th largest brokerage & investment house of Turkey with 3.3% market share at Borsa İstanbul Derivatives Market as of as of 1Q 2021

TEB Kosovo

- ▶ Operative since January 2008, with 29 branches, as of 1Q 2021

TEB Asset Management

- ▶ 9th largest asset management company with 2.8% market share as of 1Q 2021

BNPP Leasing

- ▶ 11.1% market share as of 1Q 2021

TEB Arval

- ▶ Operative since October 2007, 7.8% market share as of 1Q 2021



Disclaimer

The information and opinions obtained in this document have been compiled or arrived at by TEB from sources believed to be reliable, but no representation or warranty is made as to their accuracy, completeness or correctness. All opinions and estimates contained in this document constitute TEB's judgement as of the date of this document and are subject to change without notice. This document is published for the assistance of the recipients, but is not to be relied upon as authoritative or taken in substitution for the exercise of judgement by any recipient. TEB does not accept any liability for any direct or consequential loss arising from any use of this document or its contents. This document is strictly confidential and may not be reproduced, distributed or published for any purpose.

